



NEMA Connectors

Edison (U-Ground)

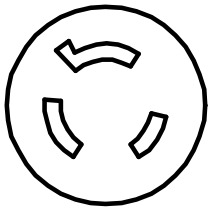
LEVITON Cat. No.	BRYANT Cat. No.	Description
—	5965-B	15A., 125V. Edison 5-15 Male Plug (Economy)
—	5969-B	15A., 125V. Edison 5-15vFemale Connector (Economy)
5266-CB	5266-NC	15A., 125V. Edison 5-15 Male Plug
5269-CB	5269-NP	15A., 125V. Edison 5-15 Female Connector
BR15-SE	CRS15-BLK	15A., 125V. Edison 5-15 Duplex Outlet
5366-C	5366-NP	20A., 125V. Edison 5-20 Male Plug
5369-C	5369-NP	20A., 125V. Edison 5-20 Female Connector
BR20-SE	CRS20-BLK	20A., 125V. Edison 5-20 Duplex Outlet

Locking


LEVITON Cat. No.	BRYANT Cat. No.	Description
2311-B	70520-NPB	20A., 125V. L5-20 Male Plug
2313-B	70520-NCB	20A., 125V. L5-20 Female Connector
2310	70520-FR	20A., 125V. L5-20 Female Panel Mount
9965-C	9965	20A., 125/250V. "Nib-Out" Male Plug
7314-C	7314	20A., 125/250V. "Nib-Out" Female Connector
7310-B	7310	20A., 125/250V. "Nib Out" Female Panel Mount
2321-B	70620-NPB	20A., 250V. L6-20 Male Plug
2323-B	70620-NCB	20A., 250V. L6-20 Female Connector
2320	70620-FR	20A., 250V. L6-20 Female Panel Mount
2411	71420-NPB	20A., 125/250V. L14-20 Male Plug
2413	71420-NCB	20A., 125/250V. L14-20 Female Connector
2320	71420-FR	20A., 125/250V. L14-20 Female Panel Mount
2511	72120-NPB	20A., 120/208V. L21-20 Male Plug
2513	72120-NCB	20A., 120/208V. L21-20 Female Connector
2320	72120-FR	20A., 120/208V. L21-20 Female Panel Mount
2611-B	70530-NPB	30A., 125V. L5-30 Male Plug
2613-B	70530-NCB	30A., 125V. L5-30 Female Connector
2620	70530-FR	30A., 125V. L5-30 Female Panel Mount
2621-B	70630-NPB	30A., 250V. L6-30 Male Plug
2623-B	70630-NCB	30A., 250V. L6-30 Female Connector
2620	70630-FR	30A., 250V. L6-30 Female Panel Mount
2711	71430-NPB	30A., 125/250V. L14-30 Male Plug
2713	71430-NCB	30A., 125/250V. L14-30 Female Connector
2710	71430-FR	30A., 125/250V. L14-30 Female Panel Mount
2811	72130-NPB	30A., 120/208V. L21-30 Male Plug
2813	72130-NCB	30A., 120/208V. L21-30 Female Connector
2810	72130-FR	30A., 120/208V. L21-30 Female Panel Mount

Union Connector is a stocking distributor for both Leviton and BRYANT. We have access to their complete line of products, from Edison connectors to Pin & Sleeve devices. The connectors listed above are the most commonly used devices in the industry, but represent only a fraction of what is available. If you have a need for other NEMA devices, contact Union Connector for availability and pricing.

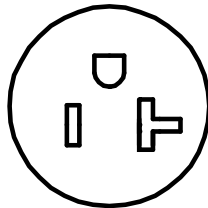
NEMA Connectors



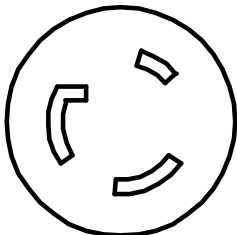
Nib-out
20A, 125/250V.



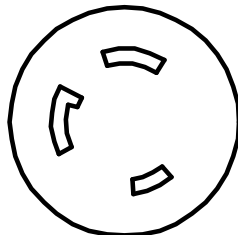
5-15
15A, 125V.



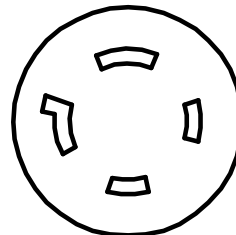
5-20
20A, 125V.



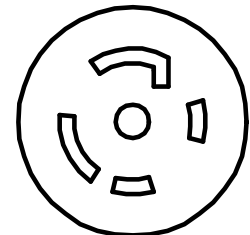
L5-20
20A, 125V.



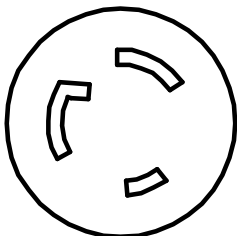
L6-20
20A, 250V.



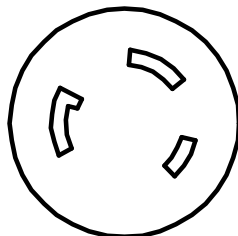
L14-20
20A, 125/250V.



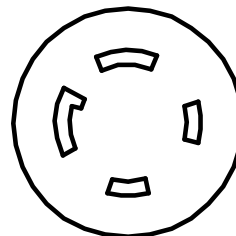
L21-20
20A, 120/208V.



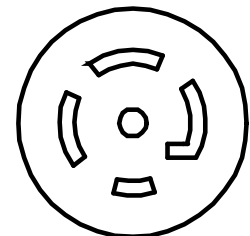
L5-30
30A, 125V.



L6-30
30A, 250V.



L14-30
30A, 125/250V.



L21-30
30A, 120/208V.